


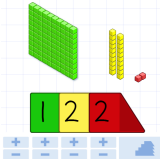











Te Awa - Menu of Learning for the Week

	Reading	Writing	Handwriting/ Spelling	Maths	PE/Haoura	Topic
Starter Can Do 	Design a new book cover for your favourite story. Remember to include the author and illustrator's names. 	Write a silly sentence about what you like to do with your friends. Draw a picture of your friends. As a challenge, try and write a sentence with each word starting with the same letter! Seesaw the results to your Teacher.	Spell your name using lego and seesaw it to your account. 	 Build a number out of materials in the number house - use unusual materials from around the house.		Learn your mihimihi by heart. 
Main Must Do 	Email your teacher to get your Book Creator code for your class library.. Mrs Beamont-Yee kate@pinehaven.school.nz Mrs Reeves Deirdre@pinehaven.school.nz Mrs Hvid patricia@pinehaven.school.nz	Writing Prompts <small>Choose One</small>  What are some ways to cheer up a friend? Write three ways.  Write about a pet you have (or would like to have).	Challenge yourself to learn to spell your address and to know your telephone number. 	Measure the height of each family member . Draw a diagram to show their heights - or a graph with a scale (you might need adult help!) If you don't have a tape measure, what else can you use? 	Dance to Go noodle Can you make your own dance moves to your favourite piece of music? If you can video yourself ,send it to Seesaw to share with your friends. 	What are some of your favourite places in Upper Hutt? Draw them and share on Seesaw. 

Use different voices for all the characters.



Would you rather be able to see but not hear, or hear but not see? Why?



A woman is shown from the waist down, sitting on a concrete sidewalk. She is wearing a yellow and white patterned top. She is using a brush to paint the word 'YOU' in large, dark letters on the sidewalk. A red bowl containing paint and a brush is placed on the sidewalk next to her.

In MATHS SPEAK, these are called
Reflections
Translations
and Rotations

A cartoon illustration of a young girl with red hair in a ponytail, wearing a purple t-shirt, black shorts, and purple sneakers. She is walking on a green oval patch of grass.

Don't Forget to Play!